

# 2020 Jr. International Team Cup

## Meet Results







Jan 17, 2020

Page: 1  
Printed: 1/19/2020 9:30:14 AM

Men / E / All Ages

Session: 1

Judge's Signatures

Rank	Num	Name	Gym							AA
1	19	Motomu Yoshida	Japan	Diff: 4.700	5.000	4.300	4.000	4.800	4.500	
				Exec: 8.100	8.200	8.750	9.200	9.100	8.450	
				ND: _____	_____	_____	_____	_____	_____	
				Final: 12.800	13.200	13.050	13.200	13.900	12.950	79.100
				Place: 7T	4	6*	15	1	4T	1
2	29	Khoi Young	USA	Diff: 5.000	5.300	4.300	5.200	4.600	4.200	
				Exec: 8.650	8.700	8.750	9.350	7.200	7.700	
				ND: _____	_____	_____	_____	_____	_____	
				Final: 13.650	14.000	13.050	14.550	11.800	11.900	78.950
				Place: 1	1	5*	1	22	17T	2
3	20	Reo Kurata	Japan	Diff: 4.900	5.000	4.600	5.200	4.500	4.800	
				Exec: 7.850	8.450	8.850	8.400	8.950	7.400	
				ND: _____	_____	_____	_____	_____	_____	
				Final: 12.750	13.450	13.450	13.600	13.450	12.200	78.900
				Place: 9	3	3T	19	2	13T	3
4T	27	Isaiah Drake	USA	Diff: 5.100	4.400	4.800	5.200	4.700	4.700	
				Exec: 8.200	6.900	8.700	8.950	8.250	8.250	
				ND: _____	_____	_____	-0.100	_____	_____	
				Final: 13.300	11.300	13.500	14.050	12.950	12.950	78.050
				Place: 4	23T	1	3	5	5T	4T
5T	13	Leo Saldino	France	Diff: 4.800	4.600	4.500	5.200	5.000	3.800	
				Exec: 8.050	8.250	8.950	9.000	7.750	8.150	
				ND: _____	_____	_____	_____	_____	_____	
				Final: 12.850	12.850	13.450	14.200	12.750	11.950	78.050
				Place: 6	5	2T	2	10	15	5T
6	21	Kazuma Kotoge	Japan	Diff: 4.800	4.900	4.600	4.800	4.800	4.600	
				Exec: 8.000	6.850	8.050	8.850	8.400	8.500	
				ND: _____	_____	_____	_____	_____	_____	
				Final: 12.800	11.750	12.650	13.650	13.200	13.100	77.150
				Place: 8T	16	12T	8T	4	1T	6
7	17	Azusa Emata	Japan	Diff: 5.200	4.500	4.900	4.800	5.100	4.600	
				Exec: 8.350	7.500	8.100	9.000	7.750	7.000	
				ND: _____	_____	_____	_____	_____	_____	
				Final: 13.550	12.000	13.000	13.800	12.850	11.600	76.800
				Place: 2	13T	8T	5	8T	22	7
8	5	Yuri Guimaraes	Brazil	Diff: 4.600	3.900	3.900	4.800	4.400	4.100	
				Exec: 8.350	8.300	8.650	9.100	8.500	7.700	
				ND: _____	_____	_____	_____	_____	_____	
				Final: 12.950	12.200	12.550	13.900	12.900	11.800	76.300
				Place: 5	11	13T	10T	6	20T	8
9	6	Diogo Paes	Brazil	Diff: 4.200	4.300	3.900	4.000	4.200	4.100	
				Exec: 8.500	8.100	8.200	9.500	8.050	8.500	
				ND: _____	_____	_____	_____	_____	_____	
				Final: 12.700	12.400	12.100	13.500	12.250	12.600	75.550
				Place: 10	8	19	12	18T	7T	9
10T	26	Asher Hong	USA	Diff: 5.100	4.600	4.800	5.200	5.000	4.300	
				Exec: 7.050	5.700	8.200	8.500	8.400	8.750	
				ND: _____	_____	_____	-0.300	_____	_____	
				Final: 12.150	10.300	13.000	13.400	13.400	13.050	75.300
				Place: 18T	27	7T	13	3	3	10T

# 2020 Jr. International Team Cup

## Meet Results







Jan 17, 2020

Page: 2

Printed: 1/19/2020 9:30:14 AM

Men / E / All Ages

Session: 1

Rank	Num	Name	Gym							AA
11T	11	Nathan Yuars	Canada	Diff: 4.500	3.800	4.300	4.800	3.700	4.100	
				Exec: 8.150	7.250	8.550	9.200	8.700	8.350	
				ND: _____	_____	_____	-0.100	_____	_____	
				Final: 12.650	11.050	12.850	13.900	12.400	12.450	75.300
				Place: 13T	25	9	4	15	8	11T
12	16	Arthur Nogier	France	Diff: 4.200	4.000	3.900	4.000	3.800	3.800	
				Exec: 8.250	8.300	8.300	9.250	8.850	8.200	
				ND: -0.100	_____	_____	_____	_____	_____	
				Final: 12.350	12.300	12.200	13.250	12.650	12.000	74.750
				Place: 15	9	18T	14	11T	14	12
13	18	Kanta Tazumi	Japan	Diff: 4.700	4.400	4.200	4.800	4.200	4.700	
				Exec: 6.800	7.150	8.350	8.750	8.150	8.400	
				ND: -0.100	_____	_____	_____	_____	_____	
				Final: 11.400	11.550	12.550	13.550	12.350	13.100	74.500
				Place: 23	18	14T	11T	16	2T	13
14	1	Nicholas Matthews	Australia	Diff: 4.500	4.100	3.600	4.800	3.800	4.000	
				Exec: 8.850	7.350	8.250	9.000	8.450	7.800	
				ND: _____	_____	_____	-0.100	_____	_____	
				Final: 13.350	11.450	11.850	13.700	12.250	11.800	74.400
				Place: 3	21T	20	6	17T	19T	14
15	28	Ian Lasic-Ellis	USA	Diff: 5.200	5.500	4.400	4.800	4.400	4.500	
				Exec: 6.100	8.000	8.950	8.900	7.200	6.200	
				ND: -0.100	_____	_____	-0.100	_____	_____	
				Final: 11.200	13.500	13.350	13.600	11.600	10.700	73.950
				Place: 25	2	4	9	25T	26	15
16T	3	Benjamin Foster	Australia	Diff: 4.200	4.100	3.200	4.000	3.900	3.000	
				Exec: 8.000	8.150	8.050	8.950	8.950	8.900	
				ND: _____	_____	_____	_____	_____	_____	
				Final: 12.200	12.250	11.250	12.950	12.850	11.900	73.400
				Place: 16	10	25	20	7T	16T	16T
17T	10	Ioannis Chronopoulos	Canada	Diff: 4.200	4.600	4.100	4.000	4.000	4.100	
				Exec: 7.050	7.400	8.150	9.150	8.650	8.100	
				ND: _____	_____	_____	-0.100	_____	_____	
				Final: 11.250	12.000	12.250	13.050	12.650	12.200	73.400
				Place: 24	14T	16	17	12T	12T	17T
18	4	Sandy Hardiman	Australia	Diff: 4.100	3.300	3.700	4.000	3.500	3.300	
				Exec: 8.550	8.150	7.900	8.800	9.100	9.000	
				ND: _____	_____	_____	-0.100	_____	_____	
				Final: 12.650	11.450	11.600	12.700	12.600	12.300	73.300
				Place: 12T	19T	23*	23	13T	9	18
19	12	Patrick Talbot	Canada	Diff: 4.100	4.400	4.000	4.000	3.900	3.700	
				Exec: 7.800	7.750	8.650	8.900	7.950	8.000	
				ND: _____	_____	_____	_____	_____	_____	
				Final: 11.900	12.150	12.650	12.900	11.850	11.700	73.150
				Place: 20T	12	11T	21	21	21	19
20	15	Tom Minn	France	Diff: 3.700	4.600	2.900	4.000	3.800	3.800	
				Exec: 8.450	7.200	8.450	9.000	8.800	8.400	
				ND: _____	_____	-0.300	_____	_____	_____	
				Final: 12.150	11.800	11.050	13.000	12.600	12.200	72.800
				Place: 17T	15	26	18	14T	10*	20

# 2020 Jr. International Team Cup

## Meet Results







Jan 17, 2020

Page: 3

Printed: 1/19/2020 9:30:15 AM

Men / E / All Ages

Session: 1

Rank	Num	Name	Gym							AA
21	9	Dorian Doan	Canada	Diff: 4.400 Exec: 7.900 ND: -0.400 Final: 11.900 Place: 19T	3.600 7.250	4.000 8.450	4.800 8.950 -0.100 13.650 7T	4.000 8.800	4.100 7.000	72.750 21
22	8	Joao Vieira	Brazil	Diff: 4.800 Exec: 6.800 ND: Final: 11.600 Place: 21	4.300 6.900	4.000 8.700	4.800 9.150	4.300 7.350	3.000 8.550	72.650 22
23	22	Kacper Ganczarek	Poland	Diff: 4.800 Exec: 7.650 ND: Final: 12.450 Place: 14	3.900 7.400	4.100 7.550	4.000 9.050	4.000 6.800	3.900 8.700	71.850 23
24	7	Gustavo Pereira	Brazil	Diff: 4.300 Exec: 6.850 ND: Final: 11.150 Place: 26	4.000 7.450	3.800 8.400	3.200 9.050	3.700 8.350	3.800 8.400	71.300 24
25	2	Joshua Walker	Australia	Diff: 4.200 Exec: 7.550 ND: -0.300 Final: 11.450 Place: 22	4.100 8.450	3.700 7.900	4.000 9.100	3.300 7.550	3.800 7.500	70.850 25
26	24	Christian Kuzdra	Poland	Diff: 3.800 Exec: 6.900 ND: -0.100 Final: 10.600 Place: 27	3.600 8.100	3.200 7.450	2.400 8.850	2.700 8.650	2.900 7.550	66.000 26
27	23	Borys Brocki	Poland	Diff: 3.500 Exec: 9.150 ND: Final: 12.650 Place: 11T	3.300 6.500	2.800 6.900 -0.300 9.400 29	2.400 8.800	4.000 7.600	2.700 7.350	64.700 27
28	25	Konrad Kuzdra	Poland	Diff: 3.400 Exec: 7.450 ND: -0.400 Final: 10.450 Place: 28	2.400 6.500	2.600 7.800 -0.300 10.100 28	2.000 9.250	2.400 7.900	2.200 7.700	60.900 28
29	14	Tom Aghina	France	Diff: 0.000 Exec: 0.000 ND: Final: 0.000 Place: 29	4.600 7.850	3.300 8.450	0.000 0.000	2.900 9.200	3.000 8.800	48.100 29